

COMIC ART TRENDS
PRICE GUIDE
2023

Neal Adams
January 2023
Patrick Bain, PhD
GraceRock Media

COMIC ART TRENDS
PRICE GUIDE
2023



NEAL ADAMS
JANUARY 2023

Patrick Bain, PhD
GraceRock Media

Copyright 2023 Patrick Bain All Rights Reserved
Images used by permission of Heritage Auctions, HA.com

All characters are the respective properties of their rights holders. Images feature characters and art published by the following:

(name used in this book – publishing name):

Aircel – Aircel Publishing
Atlas – Atlas Comics
Atlas – Atlas/Seaboard Comics
Archie – Archie Comic Publications
Capital – Capital Comics
Charlton – Charlton Comics
Claypool – Claypool Comics
Continuity – Continuity Comics
CrossGen – CrossGen Entertainment
Dark Horse – Dark Horse Comics
DC – DC Comics
Dell – Dell Comics
Dynamite – Dynamite Entertainment
EC – EC Comics
Eclipse – Eclipse Comics
Eerie – Eerie Publications
Fawcett – Fawcett Comics
Fiction House – Fiction House
First – First Comics
Gladstone – Gladstone Comics
Gold Key – Gold Key Comics
Harvey – Harvey Comics
IDW – IDW Publishing
Image – Image Comics
ME – Magazine Enterprises
Mainline – Mainline Publications
Marvel – Marvel Comics
Millennium – Millennium Publications
MLJ – MLJ Magazines
Standard – Standard Comics
Now – Now Comics
Pacific – Pacific Comics
Pines – Pines Comics
Quality – Quality Comics
Skywald – Skywald Publications
St. John – St. John Publications
Street & Smith – Street & Smith Comics
Timely – Timely Comics
Toby Press – Toby Press
Topps – Topps Comics
Tower – Tower Comics
Valiant – Valiant Comics
Warren – Warren Publishing
Wildstorm – Wildstorm


Please notify the author if any publishers for characters in this book have been omitted.

This book does not constitute investment advice. The author has attempted to provide information in a complete manner with appropriate veracity but acknowledges the possibility of mistakes. Readers should consider multiple sources and apply due diligence before taking any investment related actions.

ISBN: not applicable

The screenshot displays the Heritage Auctions website interface. At the top, the browser address bar shows the URL <https://comics.ha.com/?ic=Task-comi...>. The website header includes the Heritage Auctions logo, navigation links for LIVE AUCTIONS, Entertainment Live Bidding Now, and Musical Instruments in 23h 45m. Below the header, there are links for Contact Us, Help, and English. A user profile section shows 'Welcome Patrick' and 'My Heritage' with a 74% progress indicator. The main navigation bar includes links for SELL, BID/BUY, DEPARTMENTS, SERVICES, and RESOURCES. A search bar is prominently displayed with the text 'Enter Keyword or Lot Number' and filters for 'All Comics' and 'All Auctions and Buy Now'. Below the search bar, a 'BROWSE' section offers filters for 'All Auction (5,103 Items)', 'All Buy Now (5,605 Items)', 'By Artist', 'By Title', 'By Category', and 'All Sold (754,470 Items)'. The main content area is titled 'Comics, Comic Art & Animation Art'. It features a large image of comic book art with text overlays: 'NOW 2-NIGHT WEEKLY COMICS AUCTIONS', 'Comic Books, Art, Animation, Video Games and more every Monday', 'View Lots', and 'Auction Info'. To the right of the image is a section titled 'Sell with a Trusted Expert' featuring Jessica Herschap, a Consignment Resource Administ..., with contact information: 1-800-872-6467 Ext. 1778 and JHerschap@HA.com. Below this is a 'Value Your Item' section with buttons for 'Free Auction Appraisal', 'Search Auction Archives', and 'Comic & Comic Art Values'. At the bottom, there is a 'My Recommendations' section with three thumbnail images of comic book art and a link to 'View All Your Recommendations'.


Placeholder for Heritage Auctions Advertisement



BID NOW! AUCTION ENDS JAN. 31ST-FEB. 2ND! **COMIC CONNECT**
www.comicconnect.com

COMICS ORIGINAL ART VHS TOYS MEMORABILIA VIDEO GAMES SPORTS CARDS MOVIE PROPS POSTERS

**Next: EVENT AUCTION #53
PREVIEW**




SEE OUR AUCTION SCHEDULE


**TURN YOUR COMICS INTO
MONEY.**


- CASH ADVANCES
- SET YOUR OWN PRICE
- LOW SELLERS' FEES

**LEARN HOW
CLICK HERE**

HOTTEST ITEMS







**METROPOLIS
COLLECTIBLES**

THE LARGEST DEALER OF VINTAGE COMIC BOOKS IN THE WORLD

All ▼

Search by title, issue, or description

SUBMIT

ADVANCED SEARCH ▶

SIGN IN

REGISTER

NEW ITEMS BROWSE AUCTIONS WE BUY COMICS! CALENDAR FAQ CONTACT

Comic Connect/ Metropolis Comic Ad Placeholder

ComicLink
AUCTIONS AND EXCHANGE
SINCE 1996

[HOME](#) [ABOUT US](#) [SELL](#) [CATEGORIES](#) [AUCTIONS](#) [EXCHANGES](#) [GRADING SERVICES](#) [TERMS](#) [RESULTS](#)

AUCTIONS

[SELL AT AUCTION!](#)

[AUCTION SCHEDULE & PREVIEWS: CON SIGN NOW!](#)

[Focused Auction Underway: Bid Now!](#)

[Featured Auction Preview: Consign Now!](#)

EXCHANGES

[Comic Book Exchange](#)

[Newest Featured Comics](#)

[Newest Comics](#)

[Original Art Exchange](#)

[Newest Artwork](#)

AUCTION SEARCH

[GO](#)

☒ Comic Books

☐ Comic Art

☐ Comic Book Lots

EXCHANGE SEARCH

[GO](#)

☒ Comic Books


☐ Comic Art

☐ Comic Book Lots


WHY ComicLink?

[We Are The ONLY Firm With](#)


RECENT AUCTION RECORD-SETTERS




\$24,750



\$42,000



\$146,000




\$36,513

[Buy Comic Books and Art](#)


[Sell My Comic Books and Art](#)

RECORD COMIC AND ART RESULTS




INCREDIBLE HULK #181 CGC 9.8
1ST WOLVERINE APPEARANCE (1974)
SOLD AT AUCTION FOR A RECORD \$146,000
(10/26/22)

HIGHLIGHTS



VAULT OF HORROR ORIGINAL ART COVER
1954, ICONIC JOHNNY CRAIG EC HORROR COVER!
[COMING TO AUCTION](#)

RECORD



MARVEL COMICS
BARR
AT AU

Comic Link Advertisement Placeholder

4

Placeholder for www.CatPriceGuide.com

Introduction

About four and a half years ago, I began a project that I believed would be entertaining and instructive. The object of my fascination: published, original comic book art. I knew reviewing art by many of the legends of the industry would entertain me. But I hoped that my studies would yield a good understanding of the art market as well.

After hundreds of hours of work (for each edition), I completed two editions of the Comic Art Trends Price Guide. I called the first edition “Legends”, since many of the featured artists began their work in the Golden and Silver Ages. The second edition received the name “Modern Masters”. Many of those artists began or contributed prominently in the Bronze and Copper Ages. Before I could author a third edition featuring 21st century artists called “Future Shapers”, I ran out of steam!

Meanwhile, the pandemic proved to be a huge period for art sales with exploding prices. Most of the 70+ artists covered by the first two books enjoyed dozens of more sales since the prior publications. Data analysis, graphs, market notes: all of it needed updates. Besides, with four more years of thoughts and observation on the subject of grading original art, I realized my grading scale should be tweaked.

Thus, I am beginning the next edition of the Comic Art Trends Price Guide. But like eating the proverbial elephant, I’m dining one bite at a time. That is, each month or so, I will put out another issue featuring a single artist. Each issue includes art sales gleaned from Heritage Auctions, ComicConnect, and ComicLink. I assign the proprietary, *new and simplified*, CAT grade to each individual piece. Data gets sent through the grinder to produce summary data and related graphs. And I review recent sales and share my personal market analysis for the featured artist. If all of that is too boring, readers can enjoy pictures of both recent sales and spectacular sales by the artist. After all, weren’t we all drawn to comics by the pictures!

Contents

The Comic Art Trends Price Guide compiles and summarizes actual sales information for original published comic book art from selected artists. Presently, the collected information is from sales of art through **Heritage Auctions, ComicConnect, and ComicLink**. Sales data is extensive, but NOT exhaustive.

The summarized data is organized by (1) artist (2) comic book series title, and (3) date of sale. Each entry includes the issue number, page number, publication date, sales date, sales price, and commentary specific to the art. Additionally, each page of art is identified by a CAT Scale score objectively categorizing the page based on the type of art and content of the page.

When data is available for multiple sales of a particular page of art, a Compounded Growth Rate (CGR) is calculated as an indication of the investment return on that page of art. The following formula is used:

$$\text{CGR} = \left[\left(\frac{\text{Ending Value}}{\text{Beginning Value}} \right)^{\frac{12}{\text{\# of months}}} \right] - 1 \text{ (reported as \%)}$$

CGR can still be calculated for periods less than a year but may not be as useful as a measure. For example, Aquaman 55 page 3 by Jim Aparo sold for \$2,629 in May ’18 but only sold for

\$2,160 in September '18. Over the four-month period, CGR is -44.5%. The actual loss was 18%. The person who purchased in May and sold in September (hopefully) will not continue that pattern and lose 44% over the course of 12 months. Likewise, had the person pocketed an 18% gain, they no longer own the art so they would not end up with a 44% gain for the year.

As an extreme illustration, Jim Aparo art from The Phantom 38 sold as a group in May 2009 for an average price of \$143. A page from that group sold one month later for \$418. The CGR comes to 38,912,000% for that one month! In this case, a more reasonable measure is

Net gain = (Ending Value / Beginning Value) – 1 (percentage)

With that approach, the investor still had a healthy 192% gain. When less than twelve months have passed since the prior sale, the net gain or net loss is reported in the CGR column.

My view is that multiple sales within a twelve-month period should be viewed by an investor as a single sale with an average price. I believe that strategy better represents the market and is more useful for comparison. That is, if the same art has sold twice or more within a one-year period, look at an average of the two prices and consider that a good representation of the market price for that art. Art that sold twice during a short period may have been due to a buyer failing to complete the sale.

For each artist, additional information is supplied. Beyond identifying sales information, summary statistics have been calculated by year for each artist's works. Also, a market report discusses interesting recent sales in comparison to past sales. Further, graphs are included to help readers recognize trends for the artist.

Many of the images included in the CAT Price Guide correspond to recent sales. Some images highlight the artist's most important and interesting works. The images also serve to illustrate the *new and simplified* CAT Scale grading system.

More details explaining information in the CAT Price Guide are described below. Neal Adams is featured in the first 2023 CAT Price Guide. Next, I plan to spotlight Arthur Adams, an artist that I've never previously covered.

Artists featured in the 2023 CAT Price Guide

Issue 1 February 2023	Neal Adams
Issue 2 March 2023	Arthur Adams
TBD	TBD

How to Read the Guide

Brave and the Bold (DC) featuring Batman

Issue	Page	Pub Date	Key	Sold Date	Price	CGR	Comment	Src
81	16	1968	R4	Jan-23	7,200	12.8		HA
84	1	1969	S5	Sep-22	22,800	-20.8		HA
81	7	1968	R6	Jun-22	12,000	26.0		HA
93	5	1970	R2	Jun-22	7,200			HA
84	1	1969	S5	Jan-22	28,800	%		HA
81	12	1968	R4	Feb-21	6,200		Flash	CL
84	14	1969	R5	Jul-20	5,040		Easy Company	HA
81	7	1968	R6	Nov-19	6,600	%		HA
85	1	1969	S2	Nov-19	6,600		The Senator's Been Shot	HA
81	11	1968	R6	Dec-18	5,700		Flash	CC
84	5	1969	R4	Nov-18	2,880		Sgt. Rock	HA
83	17	1969	R1	Sep-18	1,680			HA
83	12	1969	R3	Aug-18	3,120	7.5	Teen Titans	HA
93	15	1970	R4	Aug-18	13,200		House of Mystery	HA
79	13	1968	R5	Nov-15	4,780	8.8	Deadman	HA
80	13	1968	R5	Nov-15	4,780		Creeper	HA
86	4	1969	R6	Aug-13	5,079	32.4		HA
102	16	1972	R3	Aug-13	1,912			HA
79	12	1968	R4	Jul-12	4,183	6.3	Deadman	HA

Each page of art, cover or interior, may be uniquely identified by the combination of Title, Issue Number, Page Number, and Publication Date. When possible, the story page number rather than the page number including advertisements is referenced (see note below).

Note: Source information is not always accurate. Page numbers have been updated to be more accurate and consistent in some cases. Some pages have been identified by their position in the story and other pages have been identified by their position in the comic book. Over time, the preferred option is to identify by story position.

Only published pages are included in the database. I do not exclude pieces of art that sold below a minimum threshold. If I have the sales data, it is included and figures into the summary data.

As previously described, when multiple sales occur for a specific page, it is possible to compare the sales prices and calculate CGR (Compounded Growth Rate). The CGR is specified by a positive or negative percentage. When applicable, a % (percent sign) is used to show a page used in CGR calculations. CGR does not tell the whole story for the current market trends, but it is one useful point of data because it offers a direct comparison to the price change during a period. The formula for CGR is specified above.

The Publication Date indicates when the comic containing the art was published. The Sold Date indicates date of sale at auction. These two dates are both significant for different reasons.

Most artists appear to have a period during their careers when they produced their most desirable works. In the same way that pro athletes in their *prime* may enjoy their most productive years, certain artists have periods of peak skill and fan enthusiasm. Artwork from those special periods may enjoy greater demand when it becomes available. In general, older artwork is more highly sought than newer art when other factors are similar.

Likewise, the Date Sold is significant because of natural economic factors such as inflation. Though demand fluctuates with both the economy and the whims of collectors, overall, more recently sold works cost a premium compared to prices paid for similar artwork in earlier decades. Data spans over 20 years for many artists.

The Comment column serves as a place to note important information about the art including contributors, featured characters, and reasons why a piece is iconic.

The final column is reserved for the source of data. Sales data from **Heritage Auctions** is designated ‘HA’, **ComicConnect** is ‘CC’, and **ComicLink** is ‘CL’.

The Key column contains the Comic Art Trends Grade or CAT Score.

CAT Grading Scale

The 2023 Comic Art Trends Price Guide introduces a brand *new and simplified* grading scale. Observant readers hopefully noticed my emphasis on reducing the complexity of my original CAT scale. The CAT Scale index is a means of objectively identifying each page of art. Grades are based on CONTENT, not the CONDITION of the paper. When I grade a page, I consider the featured characters and the portion of the art devoted to those characters. If the art board is yellowing or ragged on the edge, it is still the one and only original art for that published work.

Original comic art features enduring characters from the Golden Age like Superman, Batman, Captain America, and Wonder Woman. Stars from the Silver Age like Spider-Man, Fantastic Four, the Avengers, X-Men, and the rebirthed DC heroes all garner collector attention when featured on original art. Even super-villains like the Joker, Thanos, and Green Goblin are highly collectable. These, and the most prolific newer heroes, are treated as Grade A heroes in the new CAT Grading Scale. (See the grading scale for other characters treated as Grade A.)

I changed the definition of Grade A characters in my revised scoring because data supported the notion that many of the significant heroes and villains of Marvel beyond Spider-man and the X-Men deserved ‘Grade A’ treatment. In addition, by using the Grade A rather than Grade B scale, it is easier to differentiate pieces of art based on the portion of the page devoted to those characters. Ultimately, when comparing pages of art, it is useful to compare pages featuring like characters. So, for example, comparing a Wolverine page by an artist to another Wolverine page by the same artist is more reasonable regardless of whether Wolverine is treated as Grade A or Grade B.

Though the group of Grade A characters has expanded, I still believe there is a necessary distinction between the most recognizable characters and others that play less significant roles, whether they be heroes or villains. Further, many of the humorous characters, though reasonably famous, will continue to be graded as B or C characters. Please see the guidance below related to B and C characters.

As before, the grading scale considers three types of art: **Covers**, **Splashes**, and **interioRs**. Covers refer to front covers only, usually the most recognizable part of any comic. Back covers (BC), inside front covers (IFC), title splash pages, and interior pages where one panel dominates will typically receive a grade beginning with “S” for splash. **InterioR** panel pages will generally receive a grade beginning with an “R”.

The CAT Scale ranges from 1 to 15. The higher the score, the more desirable. Higher grades don't always translate into higher prices. However, the data supports the overall relationship between the CAT Scale and prices. Further, the basic scale reflects what art connoisseurs intuitively recognize.

CAT Scale Index			
15	Golden Iconic Cover		
12	Golden Iconic Interior		
10	Industry Recognized Landmark		
8	Classic		
7	Grade A Superior Full		
6	Grade A Average Full Superior 2/3 Page		
5	Grade A 2/3 Average Superior 1/3 Page	Grade B Superior Full	
4	Grade A 1/3 Average	Grade B Average Full Superior 2/3 Page	Superior Horror, War, Western
3	Grade A Hero (Cameo)	Grade B 2/3 average Grade C Hero Superior	Good Horror, War, Western
2	Significant Support characters/Secret Identities	Grade B Hero (1/3) Grade C Hero Average or partial	Average Horror, War, Western
1	Unnamed Characters, forgotten Characters,	Cameos by Grade B and Grade C characters	Less popular heroes and villains with minor appearance

15 – Golden Iconic Cover – reserved for the absolute most significant comic covers in history.

12 – Golden Iconic Interior – reserved for the interior pages of the most significant comics.

10 – Industry Recognized Landmark – Silver age #1s, 1st appearances of major characters, major transformation books, widely recognizable works, best of the best

8 – Classic – Pages from the Golden Age prominently featuring the most popular heroes of today

7 – Superior Grade A – Most well-known heroic characters from major publishers; select villains like the Joker and other easily recognizable archenemies; pulp heroes like Tarzan, Doc Savage, the Shadow; best known Disney characters, Looney Tunes, Archie, A-List Celebrities. Grade A characters often have a greater media and cultural presence than Grade B and C characters that may only be known to highly devoted comic book fans.

6 – Average Grade A – pages prominently featuring Grade A but not in a superior fashion, superior pages where Grade A characters are featured on 2/3 of the page

5 – Superior Grade B – action-packed pages featuring major heroes and villains of the DC and Marvel Universes that are not Grade A.

4 – Less of page devoted to Grade A and B; superior Horror, Sci-Fi, War – art featuring less of major heroes, or superior art in genres such as Horror, Sci-Fi, War.

3 – **Superior Grade C Hero** – Independent publisher heroes and less significant DC and Marvel heroes. Less significant teams are Grade C. Grade A and B characters on 1/3 or less of page.

2 – **Secret Identities and Supporting Characters** – major characters have a well-known cast of supporting characters that are also of interest to collectors. Heroes can't always be in costume. Good Horror, Sci-Fi, and War page may be assigned a grade of 2.

1 – **Forgotten characters and uncredited extras** – pages that do not feature recognizable characters receive the lowest grade. Pages with cameo appearances of lesser-known characters also receive this grade.

G – Group score – when multiple pages are sold as a lot, I grade the **Group** based on the number of pages of art, Gx. Sometimes the group of pages are from multiple comics which makes it more challenging to use the data for summary analysis.

CS – Complete Stories – when a group of pages are sold as a **Complete Story**, I assign a grade of CSx. I don't individually grade the pages of a complete story because it is impossible to assign the specific value of the sale to each page. Thus, I treat it as an average cost per page.

The Scale is affected by the percentage of the page devoted to the characters on the page. The amount of the page devoted to Batman affects the score according to the grades in the table. For example, a page featuring Batman on 2/3 of the panels may score CAT 5 and a cameo appearance may score only CAT 3. Lesser heroes and villains also impact the page's interest depending on how many panels feature those characters.

In my prior grading scale, I introduced the concept of Plus Ones. In order to simplify and reduce subjectivity, I no longer make Plus One or Minus One adjustments. (And since I'm grading hundreds of pages of art for each artist, that really expedites grading!) The elimination of plus ones and minus ones also applies for two-page spreads and partial pages. However, I do believe two-page spreads are more desirable than a single page and partial pages are less desirable. Collectors and investors should consider that while doing their own comparisons.

On the topic of Grade A characters, wild prices paid for art featuring the current media darlings drives my philosophy change. Even though I still believe there are only a few truly enduring characters, by adjusting my scale to better differentiate art featuring Werewolf by Night or Moon Knight, it helps investors make more specific comparisons. I implore readers to wisely view external stimuli like "movies" that produce unnatural, potentially reckless, demand for less renowned characters. Going back to Werewolf by Night, the character has been around for fifty years receiving only mild attention before announcement of a Disney+ series.

Bottomline, the "big event" or "key" stimulus is one of the greatest drivers for outlandish prices in the market. Collectors and investors must understand the impact. True fans are unaffected (unless their favorite characters/artists get priced out of their range!).

In this issue, better known characters were treated as Grade A. The following were categorized as B and C:

Grade B: Deadman, Captain Marvel (Kree), Creeper, Man-Bat, Challengers of the Unknown, Hawk & Dove, The Losers


Grade C: Iron Jaw, Tomahawk, Ms. Mystic.



Imaged by Heritage Auctions, HA.com
Conan Illustration © Neal Adams (\$2,160)




Imaged by Heritage Auctions, HA.com
Batman Annual 2 Recreation by Sheldon Moldoff © Sheldon Moldoff (\$1,320)




Imaged by Heritage Auctions, HA.com
Batman: Stacked Cards Page 1 by Neal Adams © Power Records (\$26,400)



Imaged by Heritage Auctions, HA.com
Strange Adventures 210 Color Guide © DC (\$1,140)



Imaged by Heritage Auctions, HA.com
1977 Super DC Calendar by Neal Adams and Dick Giordano © DC (\$26,400)




Imaged by Heritage Auctions, HA.com
Lois Lane 87 Unpublished art by Neal Adams © DC (\$2,185)



Imaged by Heritage Auctions, HA.com
Justice For All Public Service Campaign by Neal Adams © DC (\$978)



Imaged by Heritage Auctions, HA.com
Ben Casey (12-06-1964) by Neal Adams © NEA Syndicate (\$3,360)



Neal Adams remarked/signed Bruce Lee print © Continuity Associates (\$227)

Examples of artwork excluded from the CAT Price Guide

Unpublished, re-creation, sketches, advertising, prints and remarques, color guides, comic strips

All images used by permission of Heritage Auctions, HA.com

What Original Comic Art is Excluded?

The Comic Art Trends Price Guide intentionally limits its scope to only *published* original comic book art. The following types of art are NOT included.

- Illustrations and sketches
- Record comics and other promotional art including calendar art
- Promotional and giveaway comics
- Alternative, unpublished art
- Color guides, color proofs and production art/Xeroxes
- Re-creation art
- Preliminary pencil *sketches*/storyboards not used for production even if part of an artist's personal development process
- Newspaper comic strip art
- Art for comic books published outside the United States of America
- Covers for novels, trade paperback **reprints**, and hard cover compilation books. *Note: the 2023 guide includes TPB covers when listed in the Overstreet Comic Book Price Guide*
- Art for fanzines and popular magazines
- Original art inks on blue line prints NOT used in the production of comic books. Note: the normal artistic process now often involves using "ink only" art pages in the production process. These are INCLUDED in the CAT Price Guide.

All the above types of art are immensely collectable as evidenced by the realized prices at auction. For example, a Bill Watterson's Sunday strip sold in Nov. 2022 for nearly half a million dollars. The same month, John Buscema's Silver Surfer 4 re-creation featuring Thor fetched over \$20 Grand. Bill Sienkiewicz created a Marvel Super Special 36 Dune painting that was not published. It sold for \$43,000 in January of this year.

Many fans and speculators have sought art like Color Guides and Production Proofs as a less expensive opportunity to own a piece of art that was part of the comic production process.

The primary reason for limiting the scope of the CAT Price Guide is because the universe of collectable comic art is too big to capture in one guide. I would gladly add the art described to my collection, but here are the reasons for excluding them from this guide:

- Illustrations and sketches are impossible to uniquely identify.
- Unpublished covers and pages cannot be verified or dated against a published standard.
- Promotional and giveaway comics are often illustrated by studio artists. Mis-attributed artists are a major issue for the CAT Price Guide and investors who may pay thousands for art that *simply looks* like it was done by a master.
- Color guides and production proofs from the seventies and earlier should be highly sought due to technology changes and the rarity of early production materials, but they fall outside of the intent of the CAT Price Guide.
- Re-Creation art is a great alternative for people that can't afford an original Michelangelo or Da Vinci, but re-creations are ultimately unpublished illustrations.
- For the present, newspaper art, foreign comic art, cover art to novels, and fanzines are excluded. Art from TPBs identified in the Overstreet Price Guide are now included (at least to the best of my ability).

The first objective of the Comic Art Trends Price Guide is to identify, organize, and categorize original comic art. The limited scope described helps to accomplish that purpose. Published comic art follows conventions and regular practices that make it easier to uniquely specify a piece of art. Conventional forms of visual storytelling break pages into panels suggesting an objective standard to compare two pages of art. The fact that modern comics typically identify artists serves a great purpose for organization and validation of the artists in greatest demand. The second objective of the CAT Price Guide is even more dependent on limited scope. The statistical analysis and summary information provided by the guide is most useful when differentiators are in place. For example, is the page a cover, splash page or interior art? When was the art produced and by whom? Not all covers are created equal, so the statistics should (where possible) reflect the various grades created to describe the art. Limiting the scope is a necessary evil for reasonable statistical differentiation.

Advances in modern technology present other challenges for comic art buyers. In days past an artist used pencils and paper to layout the art. Then, those pages might be mailed or delivered to another artist who applied India ink to finish the page. By virtue of the process, a piece of original art used for production was unique. But the process was time consuming and labor intensive.

Computer technology is making that process outdated. The pencil artist may be using a computer stylus rather than a piece of wood containing graphite. Even when using a pencil, that artist likely is scanning the art into a computer and using software to convert to a blue line rendering. The blue line can be rendered invisible for printing purposes, so it makes an excellent guide, especially when printed on nice clean paper, for the inker. The inker, if still using India ink, can then create an inks-only piece of original art that can be used for production purposes. Thus, **newer original art for sale is often only *original inks* or *original pencils*, not both.**

Some artists are creating both pencils and inks using computer software. In such cases, there is no actual original production artwork. However, as a source of revenue, artists can print blue line copies of the art and ink them by hand. Obviously, there is nothing other than personal integrity preventing those artists from creating several copies.

When an inked blue line piece of art is used in production, it will be considered for inclusion in the Comic Art Trends database. Over time, it will be obvious if these pieces of art are highly regarded by the collector's market or not. Inked blue line art used in production still presents a dilemma for collectors. Obviously, the inker deserves his normal credit for the work done.

However, is it appropriate to consider art that does not contain any original pencils as art by the pencil artist as well. This is a grey area, or perhaps, a blue line area that I desire feedback from the seller and buyer community for advice moving forward.

Zillions: Buying Comic Art for Investment

Zillions is a play on one of Richie Rich's comic book titles... unfortunately, it likely won't describe how much money that you will make buying and selling original comic art. That said, original comic art is a viable investment when treated as other investments.

Before going further, the Comic Art Trends Price Guide does NOT offer original art for sale. Nor does the author sell any original comic book art.

Let me also say that neither the author nor the Price Guide is making any statements about suitable investments for any individual nor does the author or Price Guide make any investment advice beyond general statements.

What are some considerations and questions?

Determine how much money you have for investment.

One important thing to consider: investment art is completely tailorable to the amount of money one has for investment. Several pieces of art described in this book sold for hundreds of thousands of dollars. A few pieces will likely top a million dollars if they make it to the market, BUT a guy with a hundred bucks (or less) can even get a nice return on art as well. For example, 20 years ago I bought 5 assorted pages of Marvel art sight unseen for \$35. The most miserable of the bunch would fetch \$40 today easily. A few of the pages are comparable to art listed in this book that sold for a few hundred dollars.

The bottom line is that art is available for sale in nearly any price range, therefore, it is up to the individual to determine how much to spend on investment art.

How long must one hold a page of art to make a profit?

Like all investments, there is NO guarantee of a positive rate of return. For that matter, there is no guarantee that the investor will get anything for a page of art regardless of what he paid for it or how long it is held.

Since an object of art is only worth what someone is willing to pay, some pages of art may decrease in value over time if the artist or featured characters are forgotten. I have observed MANY examples of excellent pages of art that unfortunately sold for less than the prior purchase price. Almost always, that disappointment occurs when the art is resold too quickly, such as within two years. Note: dealers or people who buy art at auction and then put it up for sale at a fixed price do not face the same constraints as an auction planned on a set date. Therefore, a quick-turn sale for a fixed-price dealer could be good if they happen to find a buyer willing to meet their price.

See the CGR column in my tables for examples of resale prices on specific pages of art. The CGR column shows the Compounded Growth Rate. Most of the negative CGRs occur when there is a quick re-sale.

As a caution, it is apparent from prices of some Golden Age and comic strip art that not every page of art grows or even retains value over time. If characters are no longer actively published, it is difficult to maintain collector interest. To reiterate, it is possible for a page of art to be virtually worthless over time.

Considering trends and recent comparable sales may help an investor determine if a piece of art has appreciated enough to turn a profit. The cost to sell must be factored into the bottom-line calculation of net profit.

What art should I buy?

Many types of investment, such as a bond or tax lien, don't carry much personal enjoyment beyond the expected rate of return and the use of that money at some time in the future. Art and other collectibles have an innate advantage over those investment vehicles. If the individual purchasing the art enjoys it, then it may have sentimental value beyond what it can be sold for at auction.

If the investment art is by a favorite artist or features a favorite character, then enjoying the art goes beyond a future payout. In fact, even if the art becomes worthless, it still has value to the owner.

That said, there are some artists and characters that will have a greater likelihood of maintaining and increasing in monetary value compared to others in the industry. The name of the artist plays a huge role in what people will pay for that art. People want to buy art by the top names in the field. This is true for comic art and fine art alike.

I've been to the Louvre. Most fine art looks the same to me... but I've heard of Da Vinci, Michelangelo, and Renoir. That alone makes their work more interesting. Comic art is the same—Kirby, Adams, and Miller, to mention a few, are names that people recognize.

Buying art by the top names in the industry is obviously one viable strategy. The stock market works on the same principle.

A more analytical strategy can be achieved from data in this book. By determining the CAT Scale score for a page of art, one can review similar art by the same artist. The numerical sales and trend data provided in the Comic Art Trends Price Guide may help when evaluating if a page of art may be a good purchase for long-term investment.

If you asked me what art I would buy, personally, I would start with what I enjoy.

Where may original comic art be purchased? In other words, where is the market?

Purchasing original comic art for investment is easy. Tons of places sell comic art: online, brick and mortar stores, auction houses, direct from the source (or their dealers), conventions, etc. *Amazing quantities of high-quality art are available weekly, monthly, and quarterly from sources like Heritage Auctions, ComicConnect.com/Metropolis Comics, and ComicLink.com* Certainly, I encourage you to check out all the vendors who are supporting this project with their advertisements. Let them know you appreciate their help in getting the Comic Art Trends Price Guide into publication. Bottomline, go looking for good deals!

Besides art in this book, what other art is good for investing?

This price guide specializes in published art used in comic book stories, but as previously mentioned, a wide variety of artwork is aesthetically pleasing as well as holding speculative value for future returns. Calendars, promotional comic art, convention sketches, and many more that I have excluded are interesting for collection and investment.

My favorite artist is Neal Adams. If you enjoy his groundbreaking works, check out his website for sketches and original published art. Many artists have websites and other means to

connect with them and purchase their works. I suggest finding your favorites and checking out their sites for original art of all kinds. Where possible, I attempted to include contact information to obtain art from each of the artists featured in this book.

Final Word About Information and Data Contained in the Comic Art Trends Price Guide

Even though information in this book has been proofread multiple times, there are mistakes and will be mistakes. These mistakes can be from the source of data or from the transcription process. I have no doubt made grading mistakes as well. Use this information in the Comic Art Trends Price Guide as a starting point, idea shop, and sounding board, but do your own due diligence before purchasing or selling anything. The Comic Art Trends Price Guide is not liable in any way for mistakes in this book and nothing in this book should be construed to be investment **advice**. Comments made in this book are strictly the opinion of the author or various commentators or advertisers.



Imaged by Heritage Auctions, HA.com

Batman 251 by Neal Adams

© DC Comics 1973 [C10]. Sold for \$600,000 (2019) through Heritage Auctions.

Record breaking sales price for a Batman cover. No question it is Artist Iconic.

Image is used by permission of Heritage Auctions, HA.com.

Neal Adams (1941 - 2022) The passing of Neal Adams in 2022 was a tough blow to family, friends, and fans of Neal Adams. My favorite artist will be remembered and renowned for his work on creator rights and his artistic skills well beyond his generation. But I'll fondly recall his work on the Spectre and Deadman. Two characters outside my normal realm of interest. I'll passionately reread classic Batman tales penciled by Adams, and often inked by Dick Giordano. And I'll TREASURE my beat-up copy of Superman vs. Muhammad Ali—even though I probably rooted for George Foreman or Joe Frazier in those titanic boxing battles. Though, time inevitably erodes our collective memory of the greats, I hope people don't too soon forget Neal Adams.

Read my Go-Collect homage, [Neal Adams: A Fans Asks "If Only"](#).

Market Report – Neal Adams

A lot has happened since the most spectacular sale of Neal Adams' art to date. In November 2019, cover art featuring the Joker in Batman 251 sold for \$600,000. You recall, in 2019 people gathered for events such as Heritage's Signature auction. To some extent, fear of Covid has diminished enough that people have returned to big gatherings that are important to them. Regardless, the passion for comics and comic related collectibles remained undaunted throughout the pandemic, despite dire news. In fact, the comic and art collecting bug is healthier than ever. (Assuming you believe fever-like prices are a good sign.)

During 2020 to 2021, 43 art lots have sold through Heritage Auctions, ComicConnect, and ComicLink that I recorded for the Comic Art Trends Price Guide. These lots represent published original comic art spanning 1967 to 2014. Sales included covers, splashes, and interior panel pages, primarily from DC and Marvel.

Twenty-one Adams covers sold at auction; a few are inks-only for Curt Swan pencils. Unexpected 114 cover art featured no recognizable characters and sold for only \$6,300. Two other horror covers from the era fared better, averaging roughly double the price. Adams has also done some variant covers this century. As modern works they sell for less, though his Amazing Spider-Man 1 (2014) cover fetched over 18 grand. Superman, Green Lantern, Batman, and the Justice League drew the most attention at auction. Green Lantern 77 sold for *just slightly less than* the \$442,000 issue 76 cover art sold for. GL/GA 76 is iconic and revolutionary, but the \$84,000 for Green Lantern 77 art represented a solid price. That's 30 to 50 thousand dollars more than most recent covers featuring Superman, Batman, and the Justice League. Batman 226 cover art performed well at \$52,800. However, when I consider the impact of Neal Adams on the industry, and then think about Batman, certainly among the top 3 comic icons, fifty grand seems dirt cheap! The top cover art sale almost missed this guide. Superman 252 wrap-around cover art sold for \$200,000 in December of 2021.

Some significant Marvel interior art sold in the last two years. I will start with X-Men 61 Page 9. Selling in 2020 for \$13,800, I was surprised it didn't do better. Adams interior art is rare, and his short X-Men run made fans salivate for more. The page sold two years earlier for \$12,000, thus the compounded growth rate comes to only 7.6%. This sale came early in the pandemic, maybe collector appetites were not quite whetted. Three premium Avengers pages (R7,R7,S5) fared well compared to earlier sales of Adams Avengers works. The recent sales averaged \$25,200 ranging from \$20,400 to \$31,200. These sales occurred in 2021 and late 2020. Three sales of similarly graded pages (R7,R6,R7) sold in the range \$7,768 to \$13,145 from 2015-2018.

Deadman is an iconic character for Adams. Though I am no longer doing Plus One characters for artists, that doesn't mean fans don't notice when art from Strange Adventures comes to auction. I scored Deadman as a grade B character. Four interior page sales averaged \$9,375 in 2020-2021. Three of the pages scored R5 meaning Deadman figured prominently in the art. In 2017, Strange Adventures 208 Page 2 sold for almost \$18,000. That page also scored R5. However, the majority of sales in the R4-R5 range averaged around five grand. Issue 208 had a two-page Deadman splash that sold for over \$10,000 in 2016. Someone may be trying to get the entire issue 208 art, because pages from that story all seem to be higher than other issues.

Jerry Lewis and Bob Hope form an unlikely pair in the Neal Adams bibliography. Fans of funnymen picked up a title page from Adventures of Jerry Lewis for \$1,680 and two pages from Adventures of Bob Hope for \$1,110. As long as I live, I will remember the works of these two comedians. Then again, I'm old so I'm dubious of the long term collectability of comics and art featuring real life people from MUCH earlier eras.

Finishing on a strong note, page 20 from Green Lantern 76 sold for \$20,750 at the end of 2020. I DO believe in the power of buying interior pages from iconic issues, first appearances, first issues, etc. Not everyone can own the uber-recognizable cover of GL 76, but owning one of 20 or so pages of that landmark story represents a nice score as well.



Superman 252 [C7] by Neal Adams © DC 1972. Sold for \$200,000 (CC,2021).
Imaged by ComicConnect.com

A couple of interesting 2022 sales stand out. The first page of Brave and the Bold 84 [S6] features a brooding Batman. It fetched \$28,000. Generally, Adams B&B art seems relatively affordable but maybe this sale suggests strengthening in the niche. Also, an Oliver Queen page [R2] from Green Lantern 85 "Snowbirds Don't Fly" raised a price of \$14,400. Previously,

page 3 sold for \$5,258 in 2017. That's a CGR of 25.6%! And speaking again of Deadman, Adams cameoed on a George Tuska page. Challengers of the Unknown 74 Page 1 sold for \$3,840 in January 2022. Twice before the page sold: for \$3,107 in 2018 and \$1,380 in 2004.



Imaged by Heritage Auctions, HA.com
World's Finest 201 by Neal Adams
© DC 1971 [C7]. Sold for 90,000 (2022,HA)



Imaged by Heritage Auctions, HA.com
Flash 219 Page 2 by Neal Adams
© DC 1972 [R5]. Sold for \$45,600 (2022,HA)




Imaged by Heritage Auctions, HA.com
Brave and the Bold 81 Page 7 by Neal Adams and Dick Giordano
© DC 1968 [R6]. Sold for \$12,000 (2022,HA)



Imaged by Heritage Auctions, HA.com
Spectre 5 by Neal Adams
© DC 1968 [C6]. Sold for \$50,400 (2022,HA)

In **Brave and the Bold 85**, Batman and Green Arrow both struggled with an identity crisis. Each wrestled with where they could do the most good--as superheroes or citizens?

All images used by permission of Heritage Auctions, HA.com



Imaged by Heritage Auctions, HA.com
 Batman 226 by Neal Adams
 © DC 1970 [C7]. Sold for \$52,800 (2020,HA)



Brave and the Bold 85 Page 1 by Neal Adams
 © DC 1969 [S2]. Sold for \$6,600 (2019,HA)



Imaged by Heritage Auctions, HA.com
 Brave and the Bold 84 Page 14 by Neal Adams
 © DC 1969 [R5]. Sold for \$5,040 (2020,HA)



Imaged by Heritage Auctions, HA.com
 Action Comics 374 by Neal Adams
 © DC 1969 [C5]. Sold for \$31,200 (2020,HA)

In Brave and the Bold 85, Batman and Green Arrow both struggled with an identity crisis. Each wrestled with where they could do the most good--as superheroes or citizens?

All images used by permission of Heritage Auctions, HA.com

Adams, Neal

Action Comics (DC) featuring Superman

Issue	Page	Pub Date	Key	Sold Date	Price	CGR	Comment	Src
366	C	1968	C5	Apr-21	22,800		Supergirl	HA
374	C	1969	C5	Apr-20	31,200			HA
398	C	1971	C6	Apr-20	31,200			HA
425	3	1973	R1	Nov-18	2,150			CL
468	C	1977	C6	Nov-17	10,250			CL
361	C	1968	C7	May-10	10,456		Parasite	HA
378	C	1969	C6	Aug-09	5,079	1.2	Curt Swan pencils	HA
378	C	1969	C6	Mar-03	4,715	%	Curt Swan pencils	HA
371	C	1969	C1	Jul-02	1,668		Curt Swan pencils	HA

Adventure Comics (DC)

Issue	Page	Pub Date	Key	Sold Date	Price	CGR	Comment	Src
382	C	1969	C5	Mar-20	16,800		Supergirl, Curt Swan pencils	HA

Adventures of Bob Hope (DC)

Issue	Page	Pub Date	Key	Sold Date	Price	CGR	Comment	Src
109	7,8	1968	G2	Feb-21	1,110			HA

Adventures of Jerry Lewis (DC)

Issue	Page	Pub Date	Key	Sold Date	Price	CGR	Comment	Src
104	11	1968	R3	Sep-22	660			HA
103	1	1967	S3	Nov-21	1,680		Somebody Stole Our School	HA
104	3	1968	R3	Nov-12	335			HA

Adventures of the Fly (Archie Publications)

Issue	Page	Pub Date	Key	Sold Date	Price	CGR	Comment	Src
4	G8	1960		Aug-13	4,780		Neal Adams first professional work. Sold as part of 8-page lot featuring Joe Simon artwork. Panel 5 of page 11 is reportedly Neal Adams' first published art. It reputedly pasted in from sample pages drawn by Adams.	HA

All-New Collector's Edition (DC)

Issue	Page	Pub Date	Key	Sold Date	Price	CGR	Comment	Src
C56	52	1978	R4	Feb-19	7,800		Superman vs. Muhammad Ali	HA
C56	44	1978	R5	Aug-18	5,520	-1.7	Muhammad Ali	HA
C56	44	1978	R5	May-16	5,736	8.6	Muhammad Ali	HA
C56	55	1978	R7	May-13	5,079		Muhammad Ali	HA
C56	44	1978	R5	Aug-11	3,884	%	Muhammad Ali	HA
C56	33	1978	R6	May-09	6,871		Superman vs. Muhammad Ali	HA

Amazing Adventures (Marvel) featuring The Inhumans

Issue	Page	Pub Date	Key	Sold Date	Price	CGR	Comment	Src
7	3	1971	R4	Nov-15	1,554		Inhumans	HA
5	1	1971	S7	May-15	26,290		Inhumans, His Brother's Keeper	HA
7	8	1971	R3	Feb-15	2,151		Inhumans	HA
8	8	1971	R4	Jul-12	1,912		Thor, Medusa	HA
5	5	1971	R4	Oct-05	1,725		Black Bolt	HA

Amazing Spider-Man (2014) (Marvel)

Issue	Page	Pub Date	Key	Sold Date	Price	CGR	Comment	Src
1	C	2014	C6	May-21	18,250		Variant cover	CL

Archie's Joke Book (Archie Publications)

Issue	Page	Pub Date	Key	Sold Date	Price	CGR	Comment	Src
46	27	1960	R3	Nov-12	418			HA
46	2	1959	R3	Jul-03	748			HA

Avengers (Marvel)

Issue	Page	Pub Date	Key	Sold Date	Price	CGR	Comment	Src
95	13	1972	R3	Jun-22	16,800		Blackagar and Maximus	HA
94	23	1971	R6	Jun-21	20,400		Triton	HA
93	28	1971	R5	Jan-21	24,000	15.9		HA
93	23	1971	S5	Nov-20	31,200		Captain Marvel	HA
93	12	1971	R5	Mar-20	21,600			HA
96	3	1972	R4	Feb-19	15,600			HA
93	24	1971	R7	Feb-18	13,145			HA
93	27	1971	R5	Nov-17	9,350	7.7		CL
96	14	1972	R4	Aug-17	9,560			HA
96	12	1972	R5	Aug-17	7,768			HA
93	33	1971	R6	Feb-17	7,768	-18.8		HA
93	33	1971	R6	Feb-16	9,560	%		HA
95	5	1972	R7	May-15	11,950			HA
93	28	1971	R5	Nov-12	7,170	%		HA
93	27	1971	R5	Nov-11	5,975	%	Captain Marvel	HA
95	16	1972	R4	Aug-10	3,585			HA
96	18	1972	R2	Nov-08	3,884		Rick Jones	HA

Batman (DC)

Issue	Page	Pub Date	Key	Sold Date	Price	CGR	Comment	Src
246	C	1972	C7	Jun-22	58,800		Dave Cockrum pencils	HA
226	C	1970	C7	Jul-20	52,800		Man with Ten Eyes	HA
251	C	1973	C10	Nov-19	600,000			HA
251	8	1973	R3	May-18	5,258			HA
234	4	1971	R4	May-18	9,100	-4.8		CL
232	5	1971	R6	Feb-18	20,315		1st appearance Ras Al Ghul	HA
234	4	1971	R4	Nov-17	9,560	%		HA
251	13	1973	R6	Nov-17	18,523			HA
222	C	1970	C7	May-17	77,675		Beatles	HA
232	11	1971	R7	Feb-16	20,315		1st appearance Ras Al Ghul	HA
232	10	1971	R5	Feb-16	14,340			HA
251	18	1973	R7	Feb-16	7,768			HA
243	12	1972	R5	May-15	5,019	6.4		HA
234	6	1971	R5	Aug-14	23,900			HA
210	C	1969	C6	Feb-14	31,070		Catwoman	HA
251	9	1973	R5	Feb-14	15,535			HA
245	3	1972	R5	May-09	3,585			HA
232	17	1971	R5	Nov-08	6,573			HA
232	3	1971	R5	Nov-08	4,481			HA
232	13	1971	R7	Aug-08	5,079		1st appearance Ras Al Ghul	HA
243	12	1972	R5	Aug-07	3,107	%		HA
231	C	1971	C3	Oct-05	4,045		Ten Eyed Man	HA

Batman: Odyssey Vol. 2 (DC)

Issue	Page	Pub Date	Key	Sold Date	Price	CGR	Comment	Src
2	3	2011	R5	Mar-22	3,600		Bill Sienkiewicz inks	HA

Bizarre Adventures (Marvel)

Issue	Page	Pub Date	Key	Sold Date	Price	CGR	Comment	Src
28	19	1981	R1	May-15	1,016			HA

Brave and the Bold (DC) featuring Batman

Issue	Page	Pub Date	Key	Sold Date	Price	CGR	Comment	Src
81	16	1968	R4	Jan-23	7,200	12.8		HA
84	1	1969	S5	Sep-22	22,800	-20.8		HA
81	7	1968	R6	Jun-22	12,000	26.0		HA
93	5	1970	R2	Jun-22	7,200			HA
84	1	1969	S5	Jan-22	28,800	%		HA
81	12	1968	R4	Feb-21	6,200		Flash	CL
84	14	1969	R5	Jul-20	5,040		Easy Company	HA
81	7	1968	R6	Nov-19	6,600	%		HA
85	1	1969	S2	Nov-19	6,600		The Senator's Been Shot	HA
81	11	1968	R6	Dec-18	5,700		Flash	CC
84	5	1969	R4	Nov-18	2,880		Sgt. Rock	HA
83	17	1969	R1	Sep-18	1,680			HA
83	12	1969	R3	Aug-18	3,120	7.5	Teen Titans	HA
93	15	1970	R4	Aug-18	13,200		House of Mystery	HA
79	13	1968	R5	Nov-15	4,780	8.8	Deadman	HA
80	13	1968	R5	Nov-15	4,780		Creeper	HA
86	4	1969	R6	Aug-13	5,079	32.4		HA
102	16	1972	R3	Aug-13	1,912			HA
79	12	1968	R4	Jul-12	4,183	6.3	Deadman	HA
81	16	1968	R4	Jul-12	2,032	%		HA
86	4	1969	R6	Nov-11	3,107	%		HA
80	C	1968	C5	May-08	11,353	-22.9	Creeper	HA
79	18	1968	R6	May-08	1,673	11.3	Deadman, last panel stat	HA
80	C	1968	C5	May-06	19,120	%	Creeper	HA
79	12	1968	R4	May-06	2,868	%		HA
79	13	1968	R5	May-06	2,151	%	Deadman	HA
79	3	1968	R4	May-06	1,135	-43.6		HA
79	3	1968	R4	May-05	2,013	%		HA
83	12	1969	R3	Nov-04	1,150	%	Teen Titans	HA
81	4	1968	R5	Oct-04	1,668			HA
83	4	1969	R4	Jul-03	891			HA
83	C	1969	C6	Oct-02	10,638		Aquaman	HA
79	18	1968	R6	Oct-02	920	%	Deadman, last panel stat	HA

Captain America (2011) (Marvel)

Issue	Page	Pub Date	Key	Sold Date	Price	CGR	Comment	Src
1	C	2011	C6	Feb-14	3,884		Variant	HA

Challengers of the Unknown (DC)

Issue	Page	Pub Date	Key	Sold Date	Price	CGR	Comment	Src
74	1	1970	R3	Jan-22	3,840	5.6	To Call a Deadman	HA
74	1	1970	R3	Feb-18	3,107	6.0	To Call a Deadman	HA
74	23	1970	R4	May-09	1,673		Deadman	HA
74	C	1970	C4	Feb-05	6,325			HA
74	1	1970	R3	Feb-04	1,380	%	To Call a Deadman	HA

Champions (2016) (Marvel)

Issue	Page	Pub Date	Key	Sold Date	Price	CGR	Comment	Src
1	C	2016	R6	Feb-18	3,346		Miles Morales, Kamala Khan	HA

Conan the Barbarian (Marvel)

Issue	Page	Pub Date	Key	Sold Date	Price	CGR	Comment	Src
37	6	1974	R3	Aug-18	5,280			HA
37	7	1974	R5	Nov-17	8,664	-10.2		HA
116	C	1980	C6	Nov-17	23,900			HA
37	23	1974	R4	May-15	4,063			HA
37	7	1974	R5	Nov-14	11,950	%		HA
116	3	1980	R5	Feb-10	717		John Buscema pencils	HA

Crazy Magazine (Marvel)

Issue	Page	Pub Date	Key	Sold Date	Price	CGR	Comment	Src
2	2	1974	R2	Jan-21	1,320		McCloud Parody	HA

Creepy (Warren)

Issue	Page	Pub Date	Key	Sold Date	Price	CGR	Comment	Src
15	7	1967	R3	Aug-19	4,200	17.2		HA
14	4	1967	R1	Nov-16	3,107			HA
14	1	1967	S3	Nov-12	4,780		Curse of the Vampire	HA
15	7	1967	R3	May-11	1,135	%		HA
14	6	1967	R2	May-09	2,629			HA
14	7	1967	R2	Jan-07	1,315			HA

CyberRad (Continuity)

Issue	Page	Pub Date	Key	Sold Date	Price	CGR	Comment	Src
1	4	1992	R2	Sep-22	850			CL

Deadly Hands of Kung Fu (Marvel)

Issue	Page	Pub Date	Key	Sold Date	Price	CGR	Comment	Src
27	IFC	1976	S3	Sep-21	2,280		White Tiger, Mike Nasser pencils	HA
7	4	1974	R3	Jun-21	663		George Perez inks	CC
2	C	1974	C2	Apr-04	19,550		Colored	HA

Deadman (DC)

Issue	Page	Pub Date	Key	Sold Date	Price	CGR	Comment	Src
6	C	1985	C2	May-19	8,400			HA

Defenders (2012) (Marvel)

Issue	Page	Pub Date	Key	Sold Date	Price	CGR	Comment	Src
1	C	2012	C7	Feb-18	4,063			HA

Defenders (2017) (Marvel)

Issue	Page	Pub Date	Key	Sold Date	Price	CGR	Comment	Src
1	C	2017	C7	Feb-18	4,063		Netflix Defenders	HA

Detective Comics (DC) featuring Batman

Issue	Page	Pub Date	Key	Sold Date	Price	CGR	Comment	Src
407	7	1971	R4	Apr-22	7,200	10.5	Man-Bat	HA
407	1	1971	R4	Dec-20	5,001			CL
418	C	1971	C6	Sep-20	42,000	11.7	Creeper	CL
399	C	1970	C6	Aug-19	43,200			HA
407	C	1971	C5	Nov-17	54,970		Man-Bat	HA
408	1	1971	R6	Nov-17	6,500			CL
400	15	1970	R7	May-17	9,415			CL
418	C	1971	C6	Aug-15	23,900	%	Creeper	HA
407	15	1971	R5	Nov-13	6,573		Man-Bat	HA
407	5	1971	R5	Nov-13	5,378		Man-Bat	HA
407	10	1971	R4	Nov-13	4,481		Man-Bat	HA
407	7	1971	R4	Nov-13	3,107	%	Man-Bat	HA
407	8	1971	R3	Nov-13	2,988		Man-Bat	HA
415	C	1971	C4	May-10	15,535			HA
407	9	1971	R2	Apr-04	1,323			HA
407	2	1971	S5	Aug-03	4,715		Man-Bat, Marriage Impossible	HA
407	11	1971	S6	Nov-01	2,875		Man-Bat	HA
407	6	1971	R4	Nov-01	1,380			HA

Dracula Lives (Marvel)

Issue	Page	Pub Date	Key	Sold Date	Price	CGR	Comment	Src
2	12	1973	R3	Nov-19	9,600			HA
10	CS16	1975	CS16	Nov-19	30,000		The Blood Book, Bob Brown pencils	HA
2	11	1973	R3	May-19	7,200			HA
2	16	1973	R3	Nov-16	7,768	-7.1		HA
2	5	1973	R3	May-16	4,302			HA
2	13	1973	R3	May-16	8,365			HA
2	16	1973	R3	May-16	8,365	%		HA

Eerie (Warren)

Issue	Page	Pub Date	Key	Sold Date	Price	CGR	Comment	Src
53	8	1974	R1	Sep-19	504		Vincente Alcazar pencils	HA
53	66	1974	R1	Sep-19	547		Vincente Alcazar pencils	CC
9	2	1967	R1	Feb-17	2,390			HA
11	1	1967	S3	Nov-15	5,497		Eerie's Monster Gallery	HA
9	5	1967	R1	Jan-07	1,554			HA

Emergency (Charlton)

Issue	Page	Pub Date	Key	Sold Date	Price	CGR	Comment	Src
2	C	1976	C3	Mar-20	4,080		Watercolors, TV Series	HA

Flash (DC)

Issue	Page	Pub Date	Key	Sold Date	Price	CGR	Comment	Src
219	2	1972	R5	Jun-22	45,600	39.4	Green Lantern	HA
206	C	1971	C4	Jun-22	25,200			HA
217	9	1972	R4	May-19	6,600		Green Lantern	HA
217	5	1972	R4	Feb-19	7,800		GL/GA	HA
226	6	1974	R5	May-17	7,170		Green Lantern	HA
219	2	1972	R5	Feb-17	7,768	%	Green Lantern	HA
217	7	1972	R7	Aug-11	8,664		Green Lantern	HA

Green Lantern (DC)

Issue	Page	Pub Date	Key	Sold Date	Price	CGR	Comment	Src
85	14	1971	R5	Nov-22	13,800	10.5	GL/GA	HA
85	17	1971	R3	Apr-22	8,700		GL/GA	HA
85	20	1971	R7	Mar-22	19,250		GL/GA	CL
85	3	1971	R2	Jan-22	14,400	25.6	Oliver Queen	HA
77	C	1970	C7	Jan-21	84,000		GL/GA	HA
76	20	1970	R6	Dec-20	20,750		1st GL/GA	CL
82	11	1971	R6	Nov-19	14,400		Black Canary	HA
85	10	1971	R5	Mar-19	10,500	15.4		CC
89	15	1972	R5	Aug-18	6,000		Green Arrow	HA
78	7	1970	R5	May-18	19,120	11.7	GL/GA	HA
85	13	1971	R4	Feb-18	11,950		GL/GA	HA
85	6	1971	R3	Feb-18	8,365		GL/GA	HA
85	4	1971	R2	Feb-18	7,469		Oliver Queen	HA
85	5	1971	R2	Feb-18	5,019		Oliver Queen	HA
85	18	1971	R4	Feb-18	9,679	9.4		CL
76	4	1970	R6	Nov-17	17,925		GL/GA	HA
84	11	1971	R5	Nov-17	5,736	-12.7	Bernie Wrightson inks	HA
85	10	1971	R5	Aug-17	8,365	%	GL/GA	HA
85	3	1971	R2	Aug-17	5,258	%	Oliver Queen	HA
85	12	1971	R1	Aug-17	3,466	-2.7	Snowbirds Don't Fly	HA
85	9	1971	R5	Feb-17	10,158		GL/GA	HA
85	2	1971	R2	Nov-16	7,469		Oliver Queen	HA
84	18	1971	R5	Aug-16	3,700	4.6		CL
84	6	1971	R6	May-16	31,070	11.0	Bernie Wrightson inks	HA
85	12	1971	R1	May-16	3,585	%	Snowbirds Don't Fly	HA
80	6	1970	R6	Mar-16	6,500			CC
76	C	1970	C10	Nov-15	442,150			HA
84	16	1971	R5	May-14	4,481		Bernie Wrightson inks, GL/GA	HA
84	18	1971	R5	May-14	3,346	%	Green Arrow, Bernie Wrightson inks	HA
84	19	1971	R5	May-14	3,346		Bernie Wrightson inks	HA
84	17	1971	R4	May-14	3,107		GL/GA, Bernie Wrightson inks	HA
84	5	1971	R6	Feb-14	4,780		Bernie Wrightson inks, GL/GA	HA
84	8	1971	R5	Feb-14	4,780		Bernie Wrightson inks, GL/GA	HA
84	21	1971	R6	Feb-14	4,780		Bernie Wrightson inks, GL/GA	HA
84	14	1971	R4	Feb-14	4,481		Oliver Queen, Dinah Lance, GL	HA
84	11	1971	R5	Nov-13	9,859	%	Bernie Wrightson inks	HA
84	12	1971	R6	Nov-13	5,676		Bernie Wrightson inks	HA
78	11	1970	R4	Nov-13	3,346		GL/GA	HA
84	10	1971	R6	Nov-13	3,346		Bernie Wrightson inks	HA
84	4	1971	R2	Nov-13	2,988		Oliver Queen	HA
84	1	1971	S5	Aug-13	22,705		Peril in Plastic, Bernie Wrightson inks	HA
84	20	1971	R5	Aug-13	7,170		GL/GA	HA
84	13	1971	R4	Aug-13	4,183		Bernie Wrightson inks, GL/GA	HA
84	2	1971	R4	Aug-13	3,884			HA
84	22	1971	R3	Aug-13	3,227		GL/GA	HA
84	6	1971	R6	May-13	22,705	%	Bernie Wrightson inks	HA
84	7	1971	R6	May-13	13,145			HA
84	3	1971	R2	May-13	6,573			HA
84	9	1971	R5	May-13	5,079		Bernie Wrightson inks, GL/GA	HA
84	15	1971	R3	May-13	4,631		Bernie Wrightson inks	HA
78	13	1970	R5	Feb-13	5,676		Black Canary, GL/GA	HA
80	4	1970	R5	Feb-13	4,183			HA
77	22	1970	R5	Feb-13	3,107		GL/GA	HA
85	19	1971	R5	Nov-12	10,158		GL/GA	HA

Green Lantern (DC) continued

Issue	Page	Pub Date	Key	Sold Date	Price	CGR	Comment	Src
78	7	1970	R5	Feb-12	9,560	%	GL/GA	HA
85	14	1971	R5	Aug-11	4,481	%	GL/GA	HA
80	7	1970	R6	Jul-04	5,175		GL/GA	HA
78	23	1970	R3	Jul-03	1,920		GL/GA/Black Canary	HA
85	18	1971	R4	Mar-03	2,520	%	GL/Ga	HA

Hot Wheels (DC)

Issue	Page	Pub Date	Key	Sold Date	Price	CGR	Comment	Src
6	11	1971	R1	May-16	1,434			HA
6	12	1971	R1	May-15	1,076	10.1		HA
6	12	1971	R1	Jul-03	345	%		HA

House of Mystery (DC)

Issue	Page	Pub Date	Key	Sold Date	Price	CGR	Comment	Src
176	C	1968	C2	Apr-22	15,600			HA
178	C	1969	C2	Apr-21	14,400			HA
228	1	1974	S1	May-17	1,135		The Rebel, Alan Kupperberg pencils	HA
182	C	1969	C4	Feb-17	8,963			HA
228	2	1974	R2	Feb-13	251		Alan Kupperberg pencils	HA
175	C	1968	C3	May-09	6,573			HA

House of Secrets (DC)

Issue	Page	Pub Date	Key	Sold Date	Price	CGR	Comment	Src
86	C	1970	C3	Mar-20	10,800			HA

IronJaw (Atlas/Seaboard)

Issue	Page	Pub Date	Key	Sold Date	Price	CGR	Comment	Src
2	C	1975	C2	May-18	17,925		Final cover of this issue sold for \$6,871 in Feb-18. (The preliminary cover contained most of the original art. The published cover only contained the original bear art.)	HA
2	C	1975	C1	Feb-18	6,871		Original art on the Bear only	HA

Justice League of America (DC)

Issue	Page	Pub Date	Key	Sold Date	Price	CGR	Comment	Src
94	5	1971	R2	Nov-22	6,000	7.5		HA
91	C	1971	C7	Mar-22	102,000			CL
89	C	1971	C7	Jan-21	48,000			HA
96	C	1972	C4	Nov-20	27,600	-8.0	Cosmic Vampire	HA
96	C	1972	C4	Dec-19	30,000	34.4	Cosmic Vampire	CL
95	C	1971	C5	May-19	28,800		Murphy Anderson inks	HA
96	C	1972	C4	Aug-18	20,222	%		CC
92	C	1971	C7	Aug-17	47,100			CL
94	5	1971	R2	Aug-16	3,824	%		HA
66	C	1968	C6	May-16	41,825	6.1		HA
88	C	1971	C6	Nov-11	19,120			HA
66	C	1968	C6	Jul-02	18,400	%		HA

Mr. T and the T Force (Now)

Issue	Page	Pub Date	Key	Sold Date	Price	CGR	Comment	Src
1	20	1993	S3	Oct-05	403			HA

Ms. Mystic (Pacific)

Issue	Page	Pub Date	Key	Sold Date	Price	CGR	Comment	Src
2	10	1984	R2	Nov-07	388		Dan Barry Pencils	HA

Our Fighting Forces (DC)

Issue	Page	Pub Date	Key	Sold Date	Price	CGR	Comment	Src
147	C	1974	C3	Jul-04	3,968		The Losers	HA

Phantom Stranger (DC)

Issue	Page	Pub Date	Key	Sold Date	Price	CGR	Comment	Src
17	C	1972	C2	Apr-22	15,000			HA
4	3	1969	R1	Sep-21	3,360			HA
11	C	1971	C4	Mar-20	14,400	12.6		HA
4	19	1969	R3	Feb-18	2,749			HA
11	C	1971	C4	Aug-15	8,365	%		HA
13	C	1971	C3	May-10	6,871			HA

Planet of Vampires (Atlas/Seaboard)

Issue	Page	Pub Date	Key	Sold Date	Price	CGR	Comment	Src
2	C	1975	C2	Nov-19	11,100			HA

Salvation Run (DC)

Issue	Page	Pub Date	Key	Sold Date	Price	CGR	Comment	Src
7	C	2008	C5	Dec-20	7,225		Joker variant cover	CL

Savage Sword of Conan (Marvel)

Issue	Page	Pub Date	Key	Sold Date	Price	CGR	Comment	Src
14	35	1976	R4	Sep-22	2,880			HA
14	33	1976	R1	Sep-22	3,800			CL
14	31	1976	R1	Jun-22	3,120			HA
14	1	1976	S5	Aug-14	5,676		Shadows in Zamboula	HA
14	24	1976	R5	May-11	1,673			HA
2	C	1974	C5	May-11	29,875		Hand colored	HA

Savage Tales (Marvel)

Issue	Page	Pub Date	Key	Sold Date	Price	CGR	Comment	Src
4	4	1974	R4	Apr-22	14,400	31.1	Gil Kane pencils	HA
7	53	1974	R4	May-19	1,080			HA
7	52	1974	R2	Apr-19	1,320			HA
4	11	1974	R4	Aug-18	2,350	4.0	Gil Kane pencils	CL
4	4	1974	R4	Aug-17	4,063	%	Gil Kane pencils	HA
4	11	1974	R4	Aug-15	2,091	%		HA
4	14	1974	R1	Nov-14	837		Gil Kane pencils	HA
4	16	1974	R1	Nov-14	837		Gil Kane pencils	HA
4	19	1974	R1	May-09	568			HA

Six Million Dollar Man Magazine (Marvel)

Issue	Page	Pub Date	Key	Sold Date	Price	CGR	Comment	Src
2	13	1976	R4	Nov-16	382			HA
2	36	1976	R3	Oct-16	382			HA

Spectre (DC)

Issue	Page	Pub Date	Key	Sold Date	Price	CGR	Comment	Src
5	C	1968	C6	Dec-22	50,400			HA
2	6	1968	R7	Dec-22	7,800			HA
2	10	1968	R5	Sep-21	4,320			HA
5	1	1968	R1	Nov-18	2,640			HA
3	15	1968	R5	Jun-16	3,900			CC
3	17	1968	R4	Aug-10	1,554			HA
5	16	1968	R3	May-10	1,434			HA
5	21	1968	R3	Nov-07	1,195	-6.2		HA
5	21	1968	R3	May-06	1,315	%		HA
2	19	1968	R2	Nov-04	357		Jim Corrigan	HA
5	7	1968	R5	Nov-03	1,955			HA

Strange Adventures (DC) featuring Deadman

Issue	Page	Pub Date	Key	Sold Date	Price	CGR	Comment	Src
210	3	1968	R4	Dec-22	7,200		Deadman	HA
216	2	1969	R2	Sep-22	10,800		Deadman, But I Still Exist	HA
209	5	1968	R4	Apr-22	12,000	21.1	Deadman	HA
210	2	1968	R4	Nov-21	7,200	4.2	Deadman	HA
228	C	1971	C3	Apr-21	24,000		Day the Earth Split in Two	HA
209	5	1968	R4	Dec-20	9,300	%	Deadman	CL
208	11	1968	R5	Jul-20	13,200		Deadman	HA
208	3	1968	R4	Mar-20	7,800		Deadman	HA
209	20	1968	R2	Nov-19	2,520			HA
212	1	1968	S4	Nov-19	7,500		The Fatal Call of Vengeance	HA
214	11,12	1968	S3	Nov-17	4,900		Deadman	HA
212	6	1968	R4	Nov-17	4,541		Deadman	HA
216	1	1969	R4	Aug-17	6,871		All This Has Gone Before	HA
213	7	1968	R5	Aug-17	4,780	7.5	Deadman	HA
214	20	1968	R2	Aug-17	2,629		Deadman	HA
208	2	1968	R5	May-17	17,925	32.0	Deadman	HA
210	2	1968	R4	Aug-16	5,788	%		CL
209	4	1968	R4	Aug-16	3,100			CL
208	12,13	1968	R6	Feb-16	10,755			HA
214	10	1968	R3	Aug-15	3,227		Deadman	HA
213	7	1968	R5	May-15	4,063	%	Deadman	HA
208	2	1968	R5	Nov-14	8,963	%	Deadman	HA
209	3	1968	R2	May-12	1,434			HA
216	12	1969	R5	Nov-11	3,451			HA
208	1	1968	S4	Feb-11	5,975		Deadman, How Many Times Can a	HA
212	17	1968	R4	Nov-09	4,183		1/2 Page, Deadman	HA
212	4	1968	R1	Nov-08	657			HA
212	14	1968	R5	May-08	2,390		Deadman	HA
212	2	1968	R3	May-08	1,793		Deadman	HA
211	C	1968	C4	May-06	10,755	-27.6	Deadman	HA
212	7	1968	R4	May-06	1,315		Deadman	HA
212	9	1968	R4	May-06	1,135		Deadman	HA
212	16	1968	R3	May-06	777		Deadman	HA
209	10	1968	R4	May-05	2,300		Deadman	HA
211	C	1968	C4	Feb-05	16,100	%	Deadman	HA

Superman (DC)

Issue	Page	Pub Date	Key	Sold Date	Price	CGR	Comment	Src
252	C	1972	C7	Dec-21	200,000		World's Greatest Flying Heroes	CC
249	4	1972	R2	Mar-20	780	-27.8	Terra-Man origin	HA
249	4	1972	R2	Nov-19	1,080	%	Terra-Man origin	HA
263	C	1973	C6	Aug-19	15,600		Murphy Anderson inks	HA
314	C	1977	C6	May-16	8,963		Green Lantern, Flash, Curt Swan pencils	HA
213	C	1969	C6	Sep-13	10,055			CC
237	C	1971	C6	Aug-11	7,170	27.1		HA
237	C	1971	C6	May-09	4,183	%		HA
234	C	1971	C6	May-07	8,963			HA
235	C	1971	C6	Aug-05	4,313			HA

Superman vs. The Amazing Spider-Man (DC/Marvel)

Issue	Page	Pub Date	Key	Sold Date	Price	CGR	Comment	Src
	BC	1976	S7	Jul-20	33,600		Ross Andru Spider-Man	HA
	50	1976	S7	Mar-20	60,000		Ross Andru Spider-Man	HA

Superman's Girlfriend Lois Lane (DC)

Issue	Page	Pub Date	Key	Sold Date	Price	CGR	Comment	Src
91	C	1969	C4	Dec-22	16,100			CC
95	C	1969	C4	Mar-11	7,300		Supergirl, Curt Swan pencils	CC

Superman's Pal Jimmy Olsen (DC)

Issue	Page	Pub Date	Key	Sold Date	Price	CGR	Comment	Src
121	C	1969	C4	Jul-20	15,600		Curt Swan pencils	HA
117	C	1969	C2	Mar-20	7,800	7.8	Curt Swan pencils	HA
148	C	1972	C4	May-18	19,120		Newsboy Legion	HA
117	C	1969	C2	Nov-08	3,346	%	Curt Swan pencils	HA
144	C	1971	C5	Apr-04	13,800		Jack Kirby pencils	HA

Tarzan (Marvel)

Issue	Page	Pub Date	Key	Sold Date	Price	CGR	Comment	Src
12	C	1978	C5	Aug-11	4,481		John Buscema pencils	HA
11	C	1978	C5	Mar-03	3,220		John Buscema pencils	HA

Teen Titans (DC)

Issue	Page	Pub Date	Key	Sold Date	Price	CGR	Comment	Src
22	2	1969	R4	Mar-22	4,050		Nick Cardy inks	CL
21	4	1969	R6	Sep-18	3,840	23.1	Nick Cardy inks	HA
21	4	1969	R6	Jun-18	3,120	%	Nick Cardy inks	HA
22	3	1969	R5	May-18	2,868		Nick Cardy inks	HA
21	22	1969	R4	Aug-14	1,315		Hawk & Dove, Nick Cardy inks	HA

Tomahawk (DC)

Issue	Page	Pub Date	Key	Sold Date	Price	CGR	Comment	Src
128	C	1970	C2	Jun-19	17,500			HA

Ultimate Hawkeye (Marvel)

Issue	Page	Pub Date	Key	Sold Date	Price	CGR	Comment	Src
1	C	2011	C6	May-19	2,640			HA

Unexpected (DC)

Issue	Page	Pub Date	Key	Sold Date	Price	CGR	Comment	Src
114	C	1969	C2	Sep-20	6,300	5.0		HA
114	C	1969	C2	Mar-20	6,000	2.0		HA
114	C	1969	C2	Nov-15	5,497	%		HA

Weird Western Tales (DC)

Issue	Page	Pub Date	Key	Sold Date	Price	CGR	Comment	Src
13	6	1972	R1	Feb-17	2,868			HA
15	7	1972	R2	Aug-16	1,500			CL
13	3	1972	R2	Nov-12	1,554			HA

Witching Hour (DC)


Issue	Page	Pub Date	Key	Sold Date	Price	CGR	Comment	Src
8	CS6	1970	CS6	Feb-18	14,340		Sergio Aragoness pencils Above and Beyond the Call of Duty	HA
14	C	1971	C1	Jul-10	717	-62.5	Adams art witches only, part restoration	HA
14	C	1971	C1	Nov-09	1,912	%		HA

World's Finest (DC)

Issue	Page	Pub Date	Key	Sold Date	Price	CGR	Comment	Src
201	C	1971	C7	Dec-22	90,000		Green Lantern, Dr. Fate	HA
182	C	1969	C6	Sep-13	11,201		Curt Swan pencils	CC
186	C	1969	C6	Aug-13	8,066		Curt Swan pencils	HA

X-Men (Marvel)

Issue	Page	Pub Date	Key	Sold Date	Price	CGR	Comment	Src
60	13	1969	R2	Oct-22	12,500	9.8	Sauron origin	HA
61	9	1969	R5	Jul-20	13,800	7.6	Sauron	HA
59	19	1969	S2	Dec-19	3,918		Sentinels	CL
59	18	1969	R4	Feb-19	7,800		Sentinels	CL
61	9	1969	R5	Aug-18	12,000	%	Sauron	HA
59	6	1969	R4	Aug-16	12,000			CL
60	16	1969	R2	Feb-16	2,868	-1.6	Alex Summers	HA
60	13	1969	R2	Jul-12	4,780	%	Sauron origin	HA
58	17	1969	R2	May-12	4,481		Sentinels Larry Talbot	HA
60	16	1969	R2	Feb-11	3,107	%	Alex Summers	HA
62	4	1969	R5	Nov-10	2,868			HA
58	13	1969	R3	Aug-10	3,585		Living Monolith	HA
61	7	1969	R4	May-10	5,975		Sauron	HA
61	11	1969	R5	Feb-10	4,481			HA
62	6	1969	S4	Feb-09	14,340		Magneto, Angel	HA



Imaged by Heritage Auctions, HA.com

Avengers 93 Page 23 by Neal Adams and Tom Palmer
© Marvel 1971 [S5]. Sold for \$31,200 (2020,HA)



Imaged by Heritage Auctions, HA.com

Emergency 2 by Neal Adams
© Charlton 1976 [C3]. Sold for \$4,080 (2020,HA)



Imaged by Heritage Auctions, HA.com

Strange Adventures 208 Page 11 by Neal Adams
© DC 1968 [R5]. Sold for \$13,200 (2020,HA)



Unexpected 114 by Neal Adams

© DC 1969 [C2]. Sold for \$6,300 (2020,HA)

Deadman is a signature Adams character. Some may forget that Carmine Infantino was Deadman's first artist in Strange Adventures 205.

All images used by permission of Heritage Auctions, HA.com

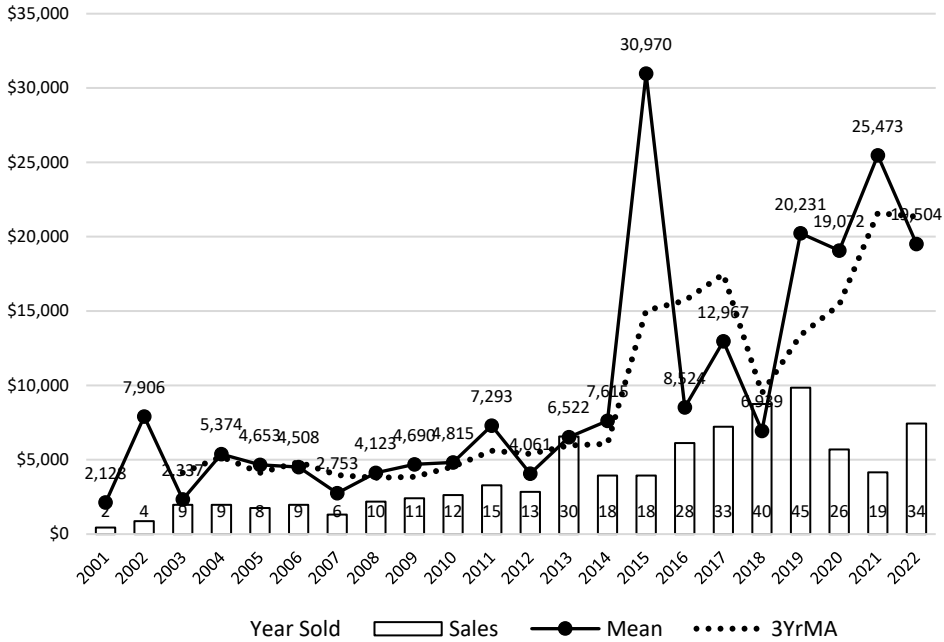
Summary Statistics by Year – Neal Adams

Year	Sales	Min	Max	Median	Mean	3YrMA
2022	34	660	102,000	12,250	19,504	21,350
2021	19	555	200,000	7,200	25,473	21,592
2020	26	780	60,000	14,100	19,072	15,414
2019	45	504	600,000	2,640	20,231	13,379
2018	40	1,680	20,315	4,541	6,939	9,477
2017	33	1,135	77,675	7,768	12,967	17,487
2016	28	382	41,825	6,144	8,524	15,703
2015	18	1,016	442,150	4,780	30,970	15,036
2014	18	837	31,070	4,631	7,615	6,066
2013	30	251	22,705	5,079	6,522	5,959
2012	13	335	10,158	4,183	4,061	5,390
2011	15	1,135	29,875	4,481	7,293	5,599
2010	12	717	15,535	3,585	4,815	4,543
2009	11	568	14,340	4,183	4,690	3,856
2008	10	657	11,353	3,615	4,123	3,795
2007	6	388	8,963	1,434	2,753	3,971
2006	9	777	19,120	1,315	4,508	4,845
2005	8	403	16,100	3,172	4,653	4,121
2004	9	357	19,550	1,668	5,374	5,206
2003	9	345	4,715	1,955	2,337	4,123
2002	4	920	18,400	6,153	7,906	
2001	2	1,380	2,875	2,128	2,128	

Graph Notes:

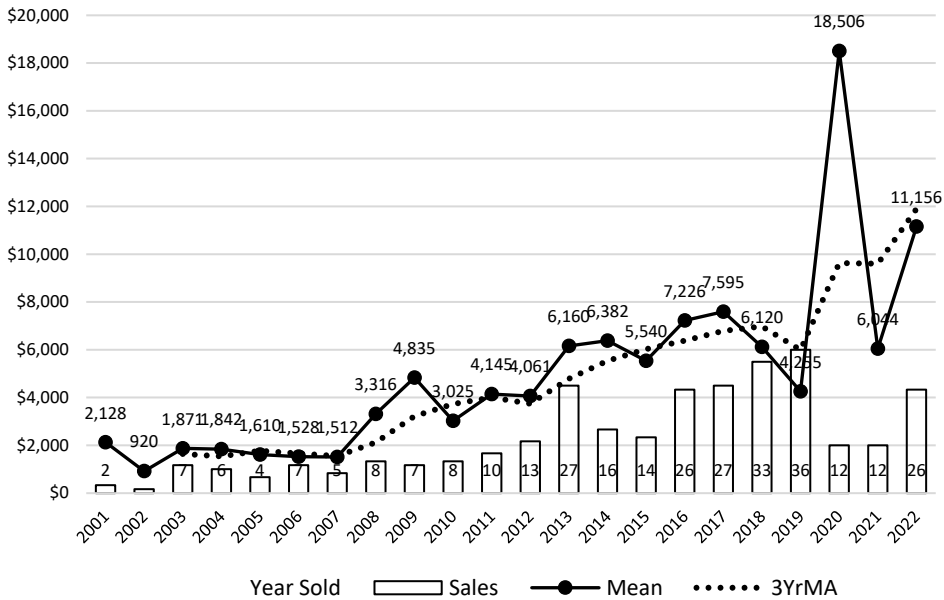
Neal Adams - Summary by Year Sold

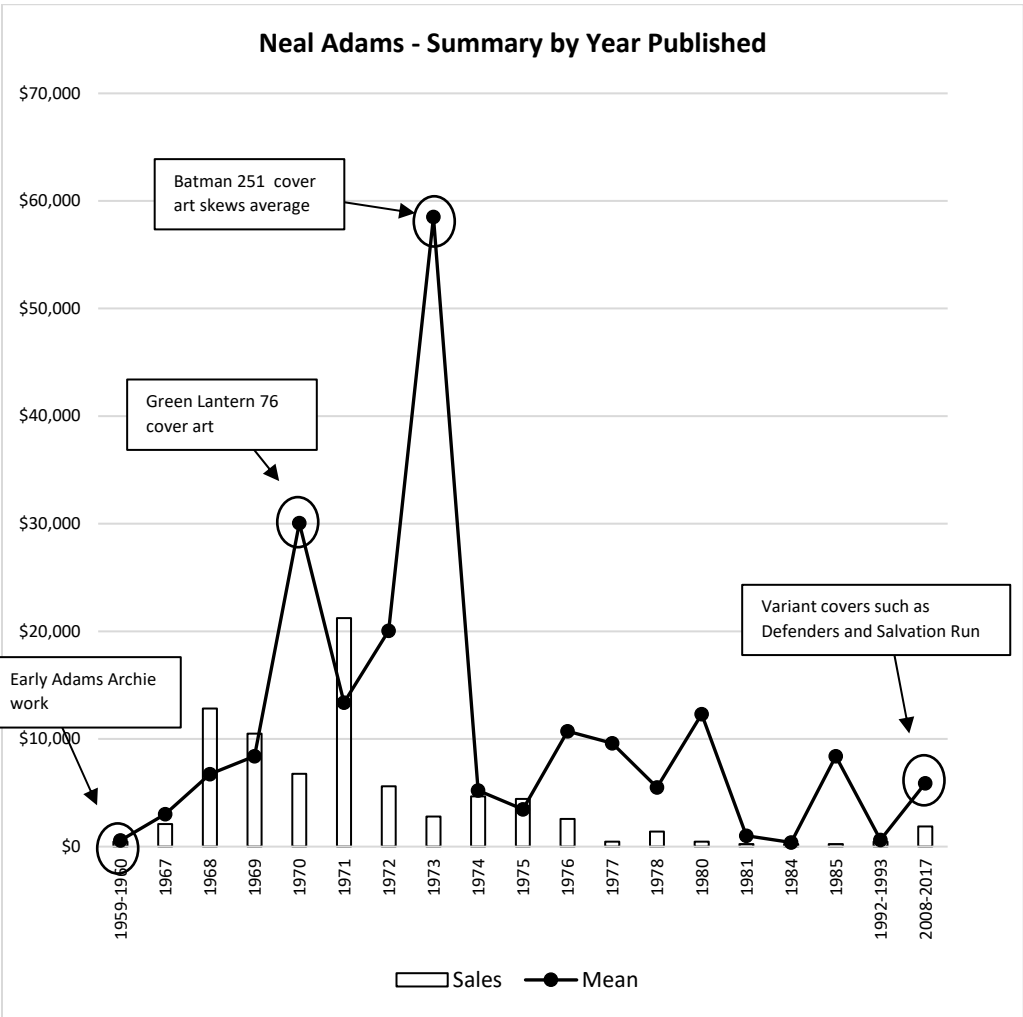
Mean Sales Price Plotted with 3 Year Moving Average
Includes Covers, Splashes, and Interior Pages



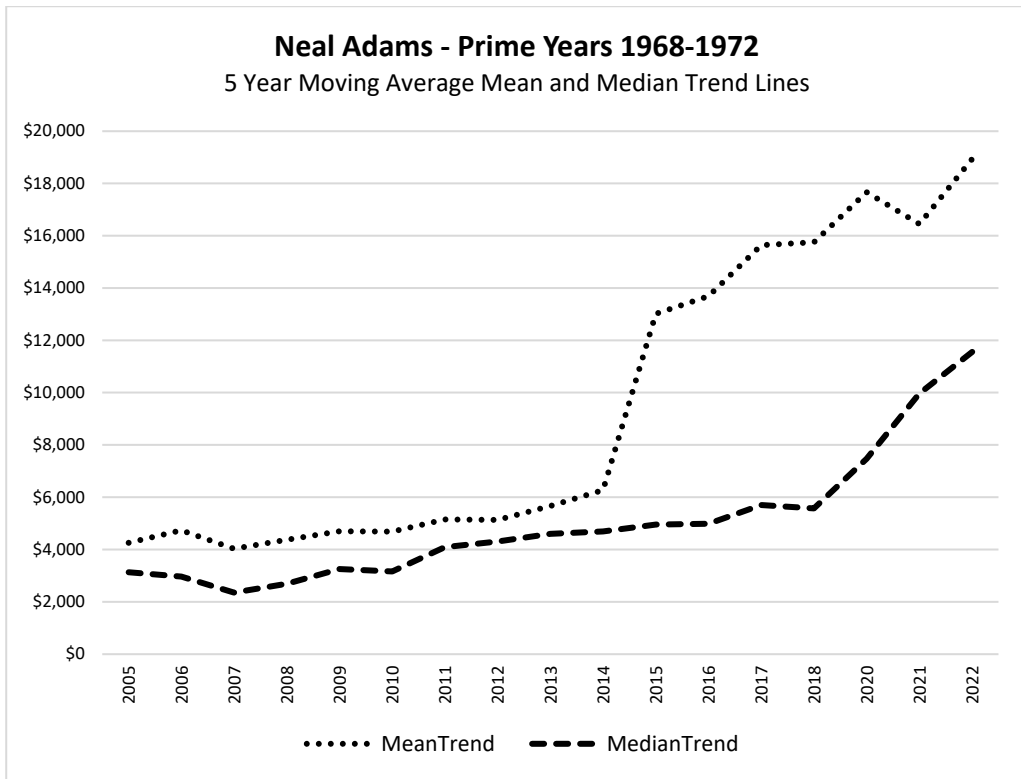
Neal Adams - Summary Statistics By Year Sold

Mean Sales Price Plotted with 3 Year Moving Average
Interior and Splash Pages

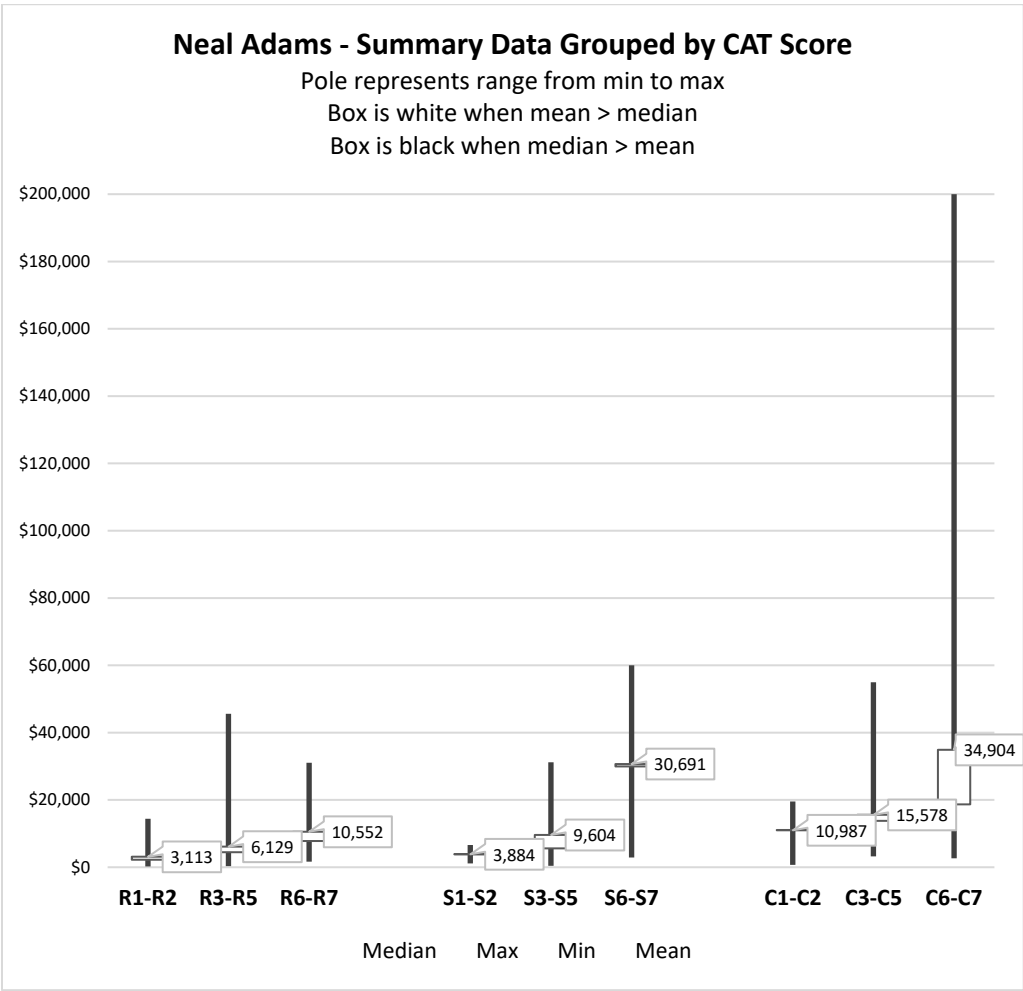




Year Published	Sales	Mean	Comments
1959-1960	2	583	Early Archie
1967	9	3,017	Warren Creepy, Eerie
1968	55	6,734	Spectre, Strange Adventures, Brave and the Bold
1969	45	8,406	X-Men, Brave and the Bold, Superman titles
1970	29	30,063	Green Lantern 76, Detective Comics, Batman
1971	91	13,384	Green Lantern, Detective Comics, Batman
1972	24	20,064	Avengers, Green Lantern in Flash, Superman 252 cover
1973	12	58,506	Batman 251 cover
1974-1976	50	5,763	Savage Tales, Conan, Atlas
1977-1978	8	6,523	Superman vs. Spider-Man, vs. Muhammad Ali
1980	2	12,309	John Buscema pencils Conan
1981	1	1,016	
1984	1	388	
1985	1	8,400	
1992-1993	2	626	
2008-2017	8	5,884	Modern Variant Covers



Discussion on the Prime Years



CAT	# Sales	Min	Max	Median	Mean
R1-R2	48	251	14,400	2,270	3,113
R3-R5	135	335	45,600	4,481	6,129
R6-R7	34	1,673	31,070	7,784	10,552
S1-S2	3	1,135	6,600	3,918	3,884
S3-S5	18	403	31,200	5,587	9,604
S6-S7	4	2,875	60,000	29,945	30,691
C1-C2	13	717	19,550	11,100	10,987
C3-C5	29	3,220	54,970	13,800	15,578
C6-C7	34	2,640	200,000	18,685	34,904
C10	2	442,150	600,000	521,075	521,075



Imaged by Heritage Auctions, HA.com

Ben Casey Comic Strips: Neal Adams illustrated the syndicated comic strip Ben Casey from 1962-1966. Over fifty daily strips and a couple Sunday pages sold through Heritage Auctions since the beginning of 2020. The pictured page is representative of the realistic and dramatic style of his Seventies comic art. It sold for \$2,640. Most Ben Casey dailies sold in 2021-2022 for under one thousand dollars.

Sources of Art Sales



Spectre 3 Page 15 by Neal Adams
© DC 1968 [R5]. Sold for \$3,900 (2016,CC)
Imaged by ComicConnect.com

The Comic Art Trends Price Guide 2023 edition now includes sales data from ComicConnect and ComicLink.

Along with Heritage Auctions, ComicConnect and ComicLink are leaders in the original art industry. At this time, I am making queries with ComicConnect and ComicLink representatives to list their sales for the artists featured in the Comic Art Trends Price Guide.


Market analysis and critical review (assigning grades, for example) of sales data falls under fair use.

ComicConnect sales data is available through www.comicconnect.com.
ComicLink sales are available through www.comiclink.com.

Art collectors (and I) appreciate greater transparency in the original art market. It benefits both buyers and sellers. Transparency is necessary for the long-term health of the original art market!



Imaged by Heritage Auctions, HA.com
Green Lantern 77 by Neal Adams
© DC 1970 [C7]. Sold for \$84,000 (2021,HA)



Imaged by Heritage Auctions, HA.com
Justice League of America 89 by Neal Adams and
Dick Giordano © DC 1971 [C7]. Sold for \$48,000 (2021,HA)



Imaged by Heritage Auctions, HA.com
Brave and the Bold 84 Page 1 by Neal Adams
© DC 1969 [S5]. Sold for \$22,800 (2022,HA)




Imaged by Heritage Auctions, HA.com
Strange Adventures 228 by Neal Adams
© DC 1971 [C3]. Sold for \$24,000 (2021,HA)

In Brave and the Bold 85, Batman and Green Arrow both struggled with an identity crisis. Each wrestled with where they could do the most good, as superheroes or citizens.

All images used by permission of Heritage Auctions, HA.com



Green Lantern 85 Page 20 by Neal Adams
© DC 1971 [R7]. Sold for \$19,250 (2022,CL)



Justice League of America 91 by Neal Adams
© DC 1971 [C7]. Sold for \$102,000 (2022,CL)



X-Men 59 Page 18 by Neal Adams and Tom Palmer
© Marvel 1969 [R4]. Sold for \$7,800 (2019,CL)



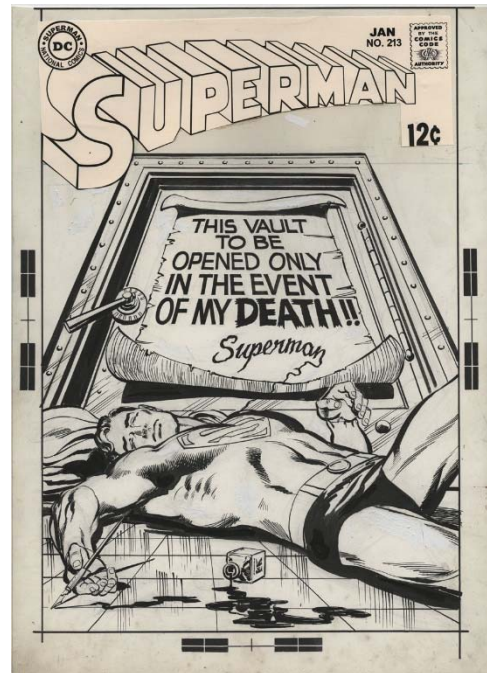
Amazing Spider-Man 1 by Neal Adams
© Marvel 2014 [C6]. Sold for \$18,250 (2021,CL)

ComicLink featured numerous pages highlighting the career of Neal Adams, including art from some of his most memorable series for DC and Marvel.

Imaged by ComicLink.com



Superman's Girlfriend Lois Lane 91 by Neal Adams
© DC 1969 [C4]. Sold for \$16,100 (2022,CL)



Superman 213 by Neal Adams
© DC 1969 [C6]. Sold for \$10,055 (2013,CL)

X-Men 59 Page 18 by Neal Adams and Tom Palmer
© Marvel 1969 [R4]. Sold for \$7,800 (2019,CL)

Amazing Spider-Man 1 by Neal Adams
© Marvel 2014 [C6]. Sold for \$18,250 (2021,CL)

In an industry where many comics are slabbed, the cover art by Neal Adams from 1969 to 1971 should enhance the value of comics as seen in these offered by ComicConnect.

Imaged by ComicConnect.com